

Treasure trove of methods

“Working clever with AI”



Successful learning
with the help of AI and Chatbots

“Using digital tools, ChatGPT and AI to promote and motivate individual learning.”



Table of contents

The method cards support the students in successfully designing their ideas and solutions using AI and Chatbots like ChatGPT.

1. my writing assistant ChatGPT (with Schulki.de)
2. my writing assistant Perplexity AI
3. success with good prompts (ChatGPT and Perplexity AI)
- 4th worksheet – With good prompts to success
5. your feedback to the Chatbot (ChatGPT and Perplexity AI)
6. the ChatBot is your learning coach
7. learning success with the Chatbot (ChatGPT, Perplexity AI, DeepL Write and DeepL Translator)
8. how do I check the results of ChatGPT?

General information on the use of ChatGPT and AI tools

Artificial intelligence, ChatGPT, other chatbots and other digital tools are shaping our future and that of students. It is therefore all the more important to learn how to use them responsibly, critically and reflectively and to be able to assess the associated opportunities and risks. Digitalization should be used in the educational context as a methodological and didactic tool to redesign learning paths and individualize them, while at the same time stimulating co-creative processes and promoting creativity. AI can also be used to train what has been learned and to check and optimize one's own results. The learner is responsible for the use and results. And the task of teachers is to give learners the skills and knowledge they need to take responsibility.

Informationen about Schulki.de for teachers

You can find the KI tool at <https://schulki.de>

That KI was created by teachers and was specially designed for use in schools.

The KI tool complies with the DSGVO as long as no personal data is entered by the students.

Please discuss this with your students in advance. You as a teacher register for an account and can then have individual accesses created for your students (which work solely via a link and QR code).

There is a free trial version. You can then choose between individual licenses for selected data volumes or a subscription. It is also possible to register a school as an institution that teachers can join.

You can obtain further information via this link: <https://portal.schulki.de/anleitung>

Feature	Balance / Usage
Bild-Schreibmaschine	100
Chat (Stenografie) je 4 Zeichen (Schwarz)	2
Chat (Stenografie) je 4 Zeichen (Farbgedruckt)	15
Chat (OpenAI) je 4 Zeichen (Schwarz)	1
Chat (OpenAI) je 4 Zeichen (Farbgedruckt)	15
Wortkloppung	02
Bildgenerierung (Schwarz)	1000
Bildgenerierung (Farbgedruckt)	10000

Sources: Status 06.01.2024

compare <https://botpress.com/de/blog/how-accurate-is-chatgpt-in-providing-information-or-answers>
<https://t1p.de/y28pr>

1

Treasure trove of methods

My writing assistant ChatGPT (with schulki.de)



Have you received a link to the school AI (artificial intelligence) from your teacher? Great, then you can use it to create your texts, and here you will find tips to make your texts a success.

The quality of ChatGPT's work depends on your own work (instruction and review)!

Information:

ChatGPT is a Chatbot. The Word Chatbot ist made of Chat and Robot together. This is a **program** with which you can **communicate** in real time. To do this, enter **texts** or **voice messages**. The chatbot has been **trained** by many people to be able to **generate texts**. It **uses the data on the internet** for the texts. These are **knowledge databases**. The chatbot is **guided by patterns** that it can recognize in the "fed" texts from people. Artificial intelligence supports the chatbot in this process. **Try it out - you'll be amazed at what ChatGPT can do!**



Tasks:

Do you want the chatbot like ChatGPT to help you write a text? Or solve a task? Here you will learn step by step how to achieve a good result.

1

Open the link or QR code you received with your tablet or computer.




Go to START CHAT.

If you have already started a text, it will be displayed here.

2



a Select an assistant.



Your assistant has been trained for the subject.

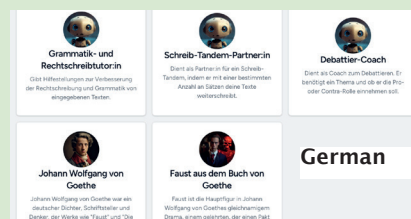
Your assistant is an expert in ... As soon as you make a selection, you can choose famous personalities.

3

a Select the task area for your expert.

Example for German - here you can choose:

- Grammar and spelling tutor:in
- Writing tandem partner:in
- Debating Coach:in
- Johann Wolfgang von Goethe
- Faust aus dem Buch von Goethe



b As soon as you have selected, examples of your instructions will appear. What is your problem? Select what you want the assistant to help you with, or you can formulate your own instructions.



My writing assistant Perplexity AI



Information:

Do you want a writing assistant and artificial intelligence (AI) to help you with your writing? You have many options.

ChatGPT is a Chatbot. The Word Chatbot ist made of Chat and Robot together.

This is a **program** with which you can **communicate** in **real time**.

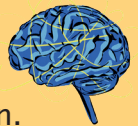
To do this, enter **texts** or **voice messages**.

The chatbot has been **trained** by many people to be able to **generate texts**.

It **uses the data on the internet** for the texts. These are **knowledge databases**.

The chatbot is **guided by patterns** that it can recognize in the "fed" texts from people.

Artificial intelligence supports the chatbot in this process.



Perplexity AI works slightly differently. This assistant searches the Internet for information. And **Perplexity gives you the sources belonging to the text**.

As with most AI tools and writing assistants, you can use the basic functions free of charge. However, if you want to work with it more, a paid version is more likely. As a rule, you also have to register to be able to use the tool properly.

NOTE:



Even if you have created an account. It is **best never to enter personal data**. Personal data are your real name, your date of birth, your place of residence, your account data ... **Better invent a nickname** :)



Tasks:

1 This **LINK** will take you to **Perplexity AI**:

<https://www.perplexity.ai/>

2 You will now find a **text field** where you can **enter your instructions**. **Try it out**. Enter your first question.

The **ANSWER** could be better?
Here you will find numerous **TIPS**.
How to work successfully with the writing assistant.

Prompt-TIPS

Your assistant needs very specific instructions from you. The better your instructions are, the better the result.


The instructions for the wizard are called **PROMPTS**. The prompts contain all the important points that the result should contain.

The quality of your assistant's work depends on your own work (instruction and checking!)

Method cards 3 and 4 show you how to formulate good prompts.



Success with good prompts (ChatGPT, Perplexity AI)



Tasks:

Think carefully about how you want your assistant to support you.
Write down your thoughts.
Use the worksheet to write your prompts.

Your assistant needs very specific instructions from you.
The better your instructions are, the better the result!
The instructions for the wizard are called PROMPTS.
The prompts contain all the important points that the result should contain.

The quality of your assistant's work depends on your work instructions (= the prompts!)

Step by step to a good prompt and your learning success.

1 (Journalistic) text form and language



Who am I?

1 In which role do I support you?

Examples: Am I a journalist? Or a lawyer. A biologist ... ?

2 Include **verbs** (= action words).

Examples: act as ..., report, describe, invent, create ...

3

Include **Adjectives**.

Examples: exciting, intellectual, factual, narrative, enthusiastic, emotional, in German ...

4

What should the **RESULT** look like? What's your **GO** Which (learning) product should be created?

Examples: a report, an interview, a presentation, a formula, a report, a fantasy story, a curriculum vitae, a recipe, a table of contents, a letter, a story, a commercial, a poem, a summary, a post for Instagram ...

5

WHO is the **TARGET GROUP**?
Who are the **listeners** or readers?



Examples:

"Address the text to young readers."

"Write a report for senior citizens."

"Write a letter to parents."

"Address the post to readers aged between 14 and 18 years old."

2 Further helpful tips for good prompts

a

Write short sentences or questions!

What and which words are needed for the instruction?

b

If necessary, give instructions on the **scope of the answer**.

"Give 3 examples ...", "Answer with a maximum of 100 words.", "Write 10 criteria for the outline."

c

Ask open questions. They start with the **W-words**.

Prompt-TIPS

WHY? HOW? WHAT? ...



Success with good prompts (ChatGPT, Perplexity AI)



Tasks:

Think carefully about how you want your assistant to support you.
What do you need? What is your own task?

Make a note of your thoughts here.

After that use your thoughts to write your prompts.

STEP by STEP to my prompt and learning success.

(Journalistic) text form and language

1 WHO am I? My role is ...



DO THAT!

2 This is what you should **do**:
Example: Act as ..., report, describe, invent, create ...

SO I SHOULD ANSWER!

Use these **adjectives**:
Example: Tell an exciting story ...

4 That should be the end result. That is my **GOAL**:



5 The **listeners** or **readers** are ...

Examples: "Address the text to people aged ..."



6 That is still important to me:
Your own thought ...



Your feedback to the Chatbot (ChatGPT, Perplexity AI)



3 The assistant's response could be better ...?

Your assistant will be pleased to receive your feedback. And they appreciate your criticism. Because this allows them to develop and learn.



Mistakes are my and your helpers!

a Be specific about your question or command.

Examples:

- 1 Your first question was: "How do animals live today?"

Concretization:

"I meant: How do the animals live in the **forest** today?" ((Limit the habitat).

"How do **elephants** live in **South Africa** today?" (Limit the animal species and habitat).

- 2 Your first question was: "How would you describe the vegetation in Italy?"

"Describe the vegetation in **southern Italy**." (Border the area or part of the country).

- 3 Your first question was: "Write me a recipe that I can cook in 30 minutes."

"Please **use vegetables and fish** for the recipe."

b Ask a question.

"What do you mean by the word sustainability?"

"What other example can you think of?"

"What would you change in the recipe if a person is lactose intolerant?"

c Give feedback. What do you like about the answer? What else would you like?"

"I really like your language style. Write it a little funnier."

"I would like to see more technical terms in the text."

"The summary is successful. Please include"

"The exercises are great. Find more exercises that last a maximum of 10 minutes."

d Steer the assistant's response in a new or different direction."

"Your idea is good. Please answer the question from the perspective of a doctor."

"By bank, I didn't mean a financial institution, but a bench!"

"Now I'm interested in the topic of forests in connection with deforestation. How do you answer my question?"

"Go into more detail about the game Minecraft in the Instagram post. Give a game recommendation at the end."

"Explain the topic using by an example of a young person aged 14."

4 Your idea ...

Have you found your own solution to improve your assistant's results? SUPER! Write down your idea.

Share your tip with friends, your class, your parents...!





The Chatbot is your learning coach (ChatGPT, Perplexity AI)



You need to know **HOW!**

The chatbot can be a great learning aid, and the assistant will help you get better grades if you use it correctly. **It's the HOW that counts!**




I am your friend and I will support you in your learning and writing:



- a Do you miss the MOTIVATION to get started?**
I can well understand that. A blank page is not very motivating.
Tell me what you should do. Why are you so unmotivated?
I'll be happy to give you a tip. Ask me for an initial idea.
We can do this together. So let's start together!
- b You just don't have an IDEA yet.**
That can happen. Especially if you've already learned a lot today.
So I'll do it for you. I love finding ideas, so write me briefly about what it's about. I need a first prompt.
Ask me about my ideas on your topic, your outline ...
I'm sure your own ideas will emerge.
- c You want to start. But you don't yet know HOW?**
As the saying goes, all beginnings are difficult.
What do you need?
Write to me and let me know how I can help you take the first step.
- d The text is far too long for you. Do you need it short and sweet?**
Do you have a lot of pages to learn?
You don't know how to do it all in such a short time?
Then let me help you by quickly summarizing your text.
Copy your text and send it to me. Or upload a file (you usually need an account for this).
Tell me how short the text should be (one page for example).
What is important to you?
- e You have various texts to edit.**
You should write a summary, a presentation or ...
We can manage that.
I'll find the most important key points and content for you that match the texts.
I'll write you a summary, a table of contents ...
Tell me what you need!
- f Do you need cogent arguments for your discussion?**
What criteria must the arguments fulfill? What is the topic?
Let me know. I'm sure I'll find lots of arguments for and against.



Work together with me. Use me as an assistant and learning companion.
The important thing is: I make mistakes too. **Check my result. Revise it.**
Check the sources. I am only your friend if YOU take responsibility!



Learning success with the chatbot

(ChatGPT, Perplexity AI, DeepL Write/Translator)



Learning means training.

Or do you know a master craftsman or woman who was born as such?



Let the Chatbot help you learn and improve by telling it what to do.
And the Chatbot tells you what you can do (differently).



a Have you worked on something and don't yet know how good your result is? So you need feedback?

Ask the chatbot for feedback.

"Find all the spelling mistakes in my text."

"Give me feedback on the introduction of my essay."

"Which three points can I improve and how?"

EXAMPLES

b Have important words and content checked.

"Check my text for technical terms. Do they fit the topic?"

"Find alternative technical terms that fit the topic even better."

EXAMPLES

c Are you looking for a topic for your presentation?

What would motivate you? What interests you? Tell the chatbot.

I like to play soccer. Which topic is suitable for me for a presentation?

The presentation should fit the subject of history.

ANSWER from the Chatbot:

It's great that you have interests like soccer!

For a history paper, you could talk about the history of soccer. You could explore the development of the sport over time, from its beginnings to the modern games of soccer. This could also include the social and cultural importance of soccer in different societies.

EXAMPLE



d Practice your creativity.

This will help you find solutions to tasks faster and faster.

Enter a keyword and ask the Chatbot what you can do with it before you look at the answers and collect your own ideas. Write them down!

Compare: Which of you two has come up with more ideas? Repeat the game!

EXAMPLE

e Improve your TEXTS.

Use for this „DeepL write“.

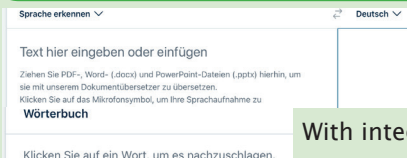
<https://t1p.de/y15jn>



f Improve your language skills.

Use for this „DeepL Übersetzer“.

<https://www.deepl.com/translator>



With integrated dictionary.




How do I check the results of ChatGPT?



ChatGPT and similar **chatbots** have been trained with the help of a huge number of texts in order to recognize many patterns. The patterns are based on what people have entered. If you give the ChatBot a command, it searches for information (texts and data on the Internet) that comes closest to one of the existing patterns. In doing so, the Chatbot aims to ensure that the output result (the text, the math problem, etc.) is most likely to be judged by the human as good-sounding and good. However, ChatGPT **does not check whether the sources are correct. And whether the answer matches your question or is coherent.**

Therefore, this is your own task! Check the results of ChatGPT and similar chatbots for accuracy. And check the sources!



How to check the results of ChatGPT or another Chatbot.

- a** **Ask yourself first:**
Does the answer match what I expected? Does something seem strange to me? Think about everything you have already learned and what feedback would you spontaneously give (based on your feelings)?
- b** **Check the facts, keywords and content with the help of method card 3 and your own notes („With good prompts to success“).**
Do ChatGPT's answers match my request and the criteria I have noted? Where does something not match? What is different? What could be the reason? **Make a note of what's different!!**
- c** **Formulas, calculation results and summaries from ChatGPT can also be incorrect!**
Do you have any idea how you can check this?
Examples: You could research the formulas on the Internet.
You could exchange ideas with others who have worked on the same text (or video...)
And you can check your results together.
- d** **Check the sources and websites.**
Do you trust the website and the the author? Is the source genuine? Are there similar sources? Can you find an imprint or a profession?
- e** **Improve the results. Give the Chatbot feedback.**
The method card no. 5 will help you with this.
- f** **Check the results again. Add to them, correct the results yourself and write the texts again in your own words. You will quickly notice whether the texts are coherent, have a common thread and whether anything is missing.**

Remember: Always enter ChatGPT as the source if you have used the Chatbot!
"Personal communication with ChatGPT on ..."